



**VIGNAN'S**

Foundation for Science, Technology & Research

(Deemed to be University)

-Estd. u/s 3 of UGC Act 1956

---

## Content Page

| S. No | Metric Number | Entity                                | Page Number |
|-------|---------------|---------------------------------------|-------------|
| 1     | 3.5.2         | Consultancy Receipt Statement 2019-20 | 13          |

**FORM NO. 10B**

[See Rule 17B]

**Audit Report under section 12A (b) of the Income-tax Act, 1961 in the case of  
charitable or religious trusts or institutions**

We have examined the balance sheet of **Vignans Foundation For Science Technology And Research, AABTV 1315 Q** [name and PAN of the trust or institution] as at 31<sup>st</sup> March 2020 and the Profit and loss account for the year ended on that date which are in agreement with the books of account maintained by the said Trust or institution.

We have obtained all the information and explanations which to the best of our knowledge and belief were necessary for the purposes of the audit. In our opinion, proper books of account have been kept by the head office and the branches of the above-named Trust visited by us so far as appears from our examination of the books, and proper Returns adequate for the purposes of audit have been received from branches not visited by us subject to the comments given below: -

In our opinion and to the best of our information, and according to information given to us the said accounts give a true and fair view: -

- (i) in the case of the balance sheet, of the state of affairs of the above named Trust as at 31<sup>st</sup> March 2020 and
- (ii) in the case of the profit and loss account, of the profit or loss of its accounting year ending on 31<sup>st</sup> March 2020.

The prescribed particulars are annexed hereto.

Place: Guntur  
Date: 25-Oct-2020  
UDIN: 20208788AAAAFG1995



For Punnaiah & Co

**B. Srinivasa Rao**

Partner, M. No. 208788


Firm Reg. No. 0002798S

D. No. 5-87-129, Main Road, Lakshmipuram

**VIGNAN'S FOUNDATION FOR SCIENCE, TECHNOLOGY AND RESEARCH**  
**VADLAMUDI**  
**STATEMENT OF AFFAIRS AS AT 31.03.2020**

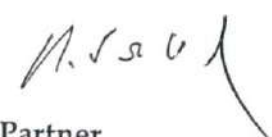
| PARTICULARS                               | Schedule | ₹<br>As at 31.03.2020 | ₹<br>As at 31.03.2019 |
|---|----------|-----------------------|-----------------------|
| <b>SOURCES OF FUNDS:</b>                  |          |                       |                       |
| <b>UNRESTRICTED FUNDS</b>                 |          |                       |                       |
| Corpus Fund                               | 1        | 50,101,116            | 50,101,116            |
| General Fund                              | 2        | 1,033,916,787         | 805,444,854           |
| Designated/Earmarked Funds                |          | -                     | -                     |
| <b>RESTRICTED FUNDS</b>                   |          |                       |                       |
|   | 3        | 9,926,018             | 7,468,375             |
| <b>LOANS/BORROWINGS</b>                   |          |                       |                       |
| Secured Loans                             | 4        | 88,581,531            | 259,680,492           |
| Un-Secured Loans                          |          | -                     | -                     |
| <b>CURRENT LIABILITIES AND PROVISIONS</b> |          |                       |                       |
|   | 5        | 72,822,236            | 66,969,681            |
| <b>TOTAL</b>                              |          | <b>1,255,347,688</b>  | <b>1,189,664,517</b>  |
| <b>APPLICATION OF FUNDS:</b>              |          |                       |                       |
| <b>FIXED ASSETS</b>                       |          |                       |                       |
| Tangible Assets                           | 6        | 781,829,721           | 774,265,896           |
| Intangible Assets                         |          | 5,218,194             | 3,918,516             |
| Capital Work-in-Progress                  |          | 163,446,369           | 1,172,840             |
| <b>INVESTMENTS</b>                        |          |                       |                       |
| Long Term                                 | 7        | -                     | -                     |
| Short Term                                |          | -                     | 72,418,918            |
| <b>CURRENT ASSETS</b>                     |          |                       |                       |
|   | 8        | 220,106,162           | 263,181,166           |
| <b>LOANS, ADVANCES AND DEPOSITS</b>       |          |                       |                       |
|   | 9        | 84,747,242            | 74,707,182            |
| <b>TOTAL</b>                              |          | <b>1,255,347,688</b>  | <b>1,189,664,517</b>  |

For Vignan's Foundation For Science,  
Technology and Research

  
Managing Trustee



As per our report even date annexed  
for M/s. Punnaiah & Co  
Chartered Accountants

  
Partner

Place: Vadlamudi  
Date: 25-10-2020 (CA B. Srinivasa Rao, M. No. 208788)  
UDIN: 20208788AAAAFG1995

VIGNAN'S FOUNDATION FOR SCIENCE, TECHNOLOGY AND RESEARCH

VADLAMUDI


INCOME AND EXPENDITURE STATEMENT FOR THE YEAR ENDED 31.03.2020.

₹

₹

| Particulars  | Schedule | Current Year       |                 |               |                  | Previous Year |               |
|--|----------|--------------------|-----------------|---------------|------------------|---------------|---------------|
|  |          | Unrestricted Funds |                 |               | Restricted Funds | Total         | Total         |
|  |          | Corpus Fund        | Designated Fund | General Fund  |                  |               |               |
| <b>INCOME</b>  |          |                    |                 |               |                  |               |               |
| Academic Receipts  | 10       | -                  | -               | 1,123,036,430 | -                | 1,123,036,430 | 1,033,280,143 |
| Grants & Donations   | 11       | -                  | -               | -             | -                | -             | -             |
| Income from Investments  | 12       | -                  | -               | 5,551,715     | -                | 5,551,715     | 1,235,299     |
| Other Incomes  | 13       | -                  | -               | 12,505,741    | -                | 12,505,741    | 15,721,815    |
| <b>TOTAL (A)</b>   |          | -                  | -               | 1,141,093,886 | -                | 1,141,093,886 | 1,050,237,256 |
| <b>EXPENDITURE</b>   |          |                    |                 |               |                  |               |               |
| Staff Payments & Benefits                                      | 14       | -                  | -               | 324,415,823   | -                | 324,415,823   | 332,118,212   |
| Academic Expenses  | 15       | -                  | -               | 263,216,164   | -                | 263,216,164   | 243,187,017   |
| Administrative & General Expenses                              | 16       | -                  | -               | 183,301,177   | -                | 183,301,177   | 181,111,142   |
| Transportation Expenses  | 17       | -                  | -               | 18,804,059    | -                | 18,804,059    | 18,797,730    |
| Repairs & Maintenance  | 18       | -                  | -               | 14,776,051    | -                | 14,776,051    | 13,053,307    |
| Finance Costs  | 19       | -                  | -               | 10,311,999    | -                | 10,311,999    | 21,246,438    |
| Depreciation   | 20       | -                  | -               | 97,796,679    | -                | 97,796,679    | 85,851,376    |
| <b>TOTAL (B)</b>   |          | -                  | -               | 912,621,952   | -                | 912,621,952   | 895,365,221   |
| Balance being Excess of Income over Expenditure (A-B)          |          | -                  | -               | 228,471,933   | -                | 228,471,933   | 154,872,035   |
| Transfer to/from Designated Fund                               |          |                    |                 |               |                  |               |               |
| Building Fund  |          | -                  | -               | -             | -                | -             | -             |
| Corpus Fund  |          | -                  | -               | -             | -                | -             | -             |
| <b>Balance Being Surplus/(Deficit) Carried to General Fund</b> |          | -                  | -               | 228,471,933   | -                | 228,471,933   | 154,872,035   |
| Notes on Accounts  | -        |                    |                 |               |                  |               |               |

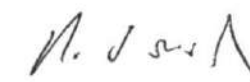
For Vignan's Foundation For Science,  
Technology and Research

  
Managing Trustee

Place: Vadlamudi  
Date: 25-10-2020  
UDIN: 20208788AAAAFG1995



As per our report even date annexed  
For M/s Punnaiah & Co  
Chartered Accountants



Partner  
(CA B. Srinivasa Rao, M. No. 208788)

VIGNAN'S FOUNDATION FOR SCIENCE, TECHNOLOGY AND RESEARCH: VADLAMUDI.  
SCHEDULES FORMING PART OF BALANCE SHEET AS AT 31.03.2020

**SCHEDULE -1 CORPUS FUND**

| Particulars   | As at 31.03.2020  | As at 31.03.2019  |
|---|-------------------|-------------------|
| Balance as at the beginning of the year                         | 501,01,116        | 501,01,116        |
| Add: Contributions/yearmarked towards Corpus                    | -                 | -                 |
| Deduct: Asset written off during the year created out of Corpus | -                 | -                 |
| <b>BALANCE AT THE YEAR-END</b>                                  | <b>501,01,116</b> | <b>501,01,116</b> |

**SCHEDULE -2 GENERAL FUND**

| Particulars  | As at 31.03.2020    | As at 31.03.2019   |
|--|---------------------|--------------------|
| Balance as at the beginning of the year  | 8054,44,854         | 6505,72,819        |
| Add: Contributions towards General Fund  | -                   | -                  |
| Add: Balance of Net Surplus/(Deficit)<br>transferred from the Income and Expenditure Account | 2284,71,933         | 1548,72,035        |
| <b>BALANCE AT THE YEAR-END</b>   | <b>10339,16,787</b> | <b>8054,44,854</b> |



**VIGNAN'S FOUNDATION FOR SCIENCE, TECHNOLOGY AND RESEARCH: VADLAMUDI.**  
SCHEDULES FORMING PART OF BALANCE SHEET AS AT 31.03.2020

**SCHEDULE 3 - RESTRICTED FUNDS**

| Particulars  | FUND WISE BREAK UP |          |          |          | TOTAL             |                   |
|--|--------------------|----------|----------|----------|-------------------|-------------------|
|  | FUND AA            | FUND BB  | FUND CC  | FUND DD  | As at 31.03.2020  | As at 31.03.2019  |
| a) Opening balance of the funds                                | 74,68,375          | -        | -        | -        | 74,68,375         | 29,79,868         |
| b) Additions to the Funds:                                     |                    |          |          |          |                   |                   |
| i. Grants from Government Agencies (Net)                       | 114,17,899         | -        | -        | -        | 114,17,899        | 126,26,417        |
| ii. Income from Investments made on account of Funds           | -                  | -        | -        | -        | -                 | -                 |
| iii. Accrued interest on Investments on account of Funds       | 2,35,476           | -        | -        | -        | 2,35,476          | 1,77,939          |
| iv. Other additions (Transfer of unrealised DST project funds) | -                  | -        | -        | -        | -                 | 19,000            |
| <b>TOTAL (a+b)</b>   | <b>191,21,750</b>  | <b>-</b> | <b>-</b> | <b>-</b> | <b>191,21,750</b> | <b>158,03,224</b> |
| c) Utilisation/Expenditure towards objectives of funds         |                    |          |          |          |                   |                   |
| i. Capital Expenditure   |                    |          |          |          |                   |                   |
| Equipment  | 12,25,267          | -        | -        | -        | 12,25,267         | 12,16,807         |
| Others   | -                  | -        | -        | -        | -                 | -                 |
| <b>Total</b>   | <b>12,25,267</b>   | <b>-</b> | <b>-</b> | <b>-</b> | <b>12,25,267</b>  | <b>12,16,807</b>  |
| ii. Revenue Expenditure  |                    |          |          |          |                   |                   |
| Salaries, Wages and Allowances, etc.,                          | 25,75,922          | -        | -        | -        | 25,75,922         | 26,10,027         |
| Rent   | -                  | -        | -        | -        | -                 | -                 |
| Other Administrative Expenses                                  | 53,94,543          | -        | -        | -        | 53,94,543         | 45,08,015         |
| <b>Total</b>   | <b>79,70,465</b>   | <b>-</b> | <b>-</b> | <b>-</b> | <b>79,70,465</b>  | <b>71,18,042</b>  |
| <b>TOTAL (c)</b>   | <b>91,95,732</b>   | <b>-</b> | <b>-</b> | <b>-</b> | <b>91,95,732</b>  | <b>83,34,849</b>  |
| <b>NET BALANCE AS AT THE YEAR-END (a+b-c)</b>                  | <b>99,26,018</b>   | <b>-</b> | <b>-</b> | <b>-</b> | <b>99,26,018</b>  | <b>74,68,375</b>  |



**VIGNAN'S FOUNDATION FOR SCIENCE, TECHNOLOGY AND RESEARCH: VADLAMUDI.**  
**SCHEDULES FORMING PART OF BALANCE SHEET AS AT 31.03.2020**

**SCHEDULE 4 - LOANS/BORROWINGS**

**SECURED LOANS**

| Particulars                                  | As at 31.03.2020  | As at 31.03.2019   |
|--|-------------------|--------------------|
| 1. Central Government                        |                   |                    |
| 2. State Government (Specify)                | -                 | -                  |
| 3. Financial Institutions                    |                   |                    |
| a) Term Loans                                |                   |                    |
| b) Interest accrued and due                  | -                 | -                  |
| 4. Banks:                                    |                   |                    |
| a) Term Loans                                |                   |                    |
| UCO Bank Car Loan - 21890610018019           | -                 | -                  |
| UCO Bank Car Loan - 21890610019986           | 73,840            | 1,64,689           |
| HDFC Bank Car Loan - 27091598                | -                 | 89,650             |
| PNB Term Loan,Gnt TL A/c No.019500IF00000028 | -                 | -                  |
| -Interest accrued and due                    | 877,99,112        | 1773,59,501        |
| b) Other Loans                               | 7,08,579          | 17,12,278          |
| PNB Gnt OD A/c No.0195009300026829           |                   |                    |
| Dhanlaxmi Bank OD A/c No.309                 | -                 | 799,99,850         |
| -Interest accrued and due                    | -                 | -                  |
| 5. Other Institutions and Agencies           | -                 | 3,54,524           |
| 6. Debentures and Bonds                      | -                 | -                  |
| 7. Others (Specify)                          | -                 | -                  |
|  | -                 | -                  |
| <b>Total</b>                                 | <b>885,81,531</b> | <b>2596,80,492</b> |
| <b>Note: Amounts due within one year</b>     | <b>878,84,100</b> | <b>1301,79,818</b> |

**UNSECURED LOANS**

| Particulars                              | As at 31.03.2020 | As at 31.03.2019 |
|--|------------------|------------------|
| 1. Central Government                    |                  |                  |
| 2. State Government (Specify)            | -                | -                |
| 3. Financial Institutions                | -                | -                |
| 4. Banks:                                |                  |                  |
| a) Term Loans                            |                  |                  |
| b) Other Loans (specify)                 | -                | -                |
| 5. Other Institutions and Agencies       | -                | -                |
| 6. Debentures and Bonds                  |                  |                  |
| 7. Fixed Deposits                        | -                | -                |
|  | -                | -                |
| <b>Total</b>                             | <b>-</b>         | <b>-</b>         |
| <b>Note: Amounts due within one year</b> | <b>-</b>         | <b>-</b>         |



VIGNAN'S FOUNDATION FOR SCIENCE, TECHNOLOGY AND RESEARCH: VADLAMUDI.  
SCHEDULES FORMING PART OF BALANCE SHEET AS AT 31.03.2020

SCHEDULE 5 - CURRENT LIABILITIES & PROVISIONS

| Particulars  | As at 31.03.2020  | As at 31.03.2019  |
|--|-------------------|-------------------|
| <b>A. CURRENT LIABILITIES</b>                            |                   |                   |
| 1. Deposits from Staff                                   |                   |                   |
| 2. Deposits from Students                                | 13,09,482         | 11,82,678         |
| 3. Sundry Creditors                                      | -                 | -                 |
| a) For Goods & Services                                  | -                 | -                 |
| b) others  | 449,42,814        | 347,20,168        |
| c) Receipts from other units                             | -                 | -                 |
| 3. Advance Fee Collections                               | -                 | -                 |
| 4. Interest accrued but not due on:                      | 15,85,428         | 16,78,362         |
| a) Secured Loans/Borrowings                              | -                 | -                 |
| b) Un-Secured Loans/Borrowings                           | -                 | -                 |
| 5. Statutory Liabilities (GPF,TDS,WC TAX,CPF,GIS,NPS):   |                   |                   |
| a) Overdue   | -                 | -                 |
| b) TDS Payable   | -                 | -                 |
| c) Professional Tax Due                                  | 28,19,931         | 61,38,008         |
| d) Provident Fund Payable                                | 1,06,200          | 97,850            |
| e) ESI Contribution Payable                              | 7,02,072          | 5,94,471          |
| 6. Other Current Liabilities                             | 16,095            | 29,753            |
| a) Salaries  |                   |                   |
| b) Receipts against Sponsored Projects                   | -                 | -                 |
| c) Receipts against Sponsored Fellowships & Scholarships | -                 | -                 |
| d) Unutilised Grants                                     | -                 | -                 |
| e) Grants in Advance                                     | -                 | -                 |
| f) Miscellaneous Funds                                   | -                 | -                 |
| g) Other Liabilities                                     | 55,93,913         | 35,16,625         |
| h) Scholarships  | 125,50,541        | 159,52,414        |
|  | 30,08,875         | 28,76,875         |
| <b>TOTAL (A)</b>   | <b>726,35,351</b> | <b>667,87,204</b> |
| <b>B. PROVISIONS</b>                                     |                   |                   |
| 1. For Taxation  |                   |                   |
| 2. Gratuity  | -                 | -                 |
| 3. Superannuation/Pension                                | -                 | -                 |
| 4. Accumulated Leave Encashment                          | -                 | -                 |
| 5. LIC Premium Payable                                   | -                 | -                 |
| 6. Trade Warranties/Claims                               | 1,86,885          | 1,82,477          |
| 7. Others (Specify)                                      | -                 | -                 |
|  | -                 | -                 |
| <b>TOTAL (B)</b>   | <b>1,86,885</b>   | <b>1,82,477</b>   |
| <b>TOTAL (A+B)</b>                                       | <b>728,22,236</b> | <b>669,69,681</b> |





VIGNAN'S FOUNDATION FOR SCIENCE, TECHNOLOGY AND RESEARCH: VADLAMUDI.  
SCHEDULES FORMING PART OF BALANCE SHEET AS AT 31.03.2020

SCHEDULE 6 - FIXED ASSETS

| Particulars  | Depreciation Rate | GROSS BLOCK                                 |                           |                            |                                 | DEPRECIATION                    |                             |                              |                               |                          | NET BLOCK                  |                             |
|--|-------------------|---|---------------------------|----------------------------|---------------------------------|---------------------------------|-----------------------------|------------------------------|-------------------------------|--------------------------|----------------------------|-----------------------------|
|  |                   | Cost/ valuation As at beginning of the Year | Additions during the Year | Deductions during the Year | Cost/ valuation at the Year-end | As at the beginning of the Year | On Openings During the Year | On Additions During the Year | On Deductions during the Year | Total up to the Year-end | As at the Current Year-end | As at the Previous Year-end |
| I. Land:   |                   |   |                           |                            |                                 |                                 |                             |                              |                               |                          |                            |                             |
| a) Freehold  | 0                 | 59,226,318                                  | 11,969,053                | 0                          | 71,195,371                      | 0                               | 0                           | 0                            | 0                             | 0                        | 71,195,371                 | 59,226,318                  |
| b) Leasehold   |                   | 0   | 0                         | 0                          | 0                               | 0                               | 0                           | 0                            | 0                             | 0                        | 0                          | 0                           |
| II. Buildings:   |                   |   |                           |                            |                                 |                                 |                             |                              |                               |                          |                            |                             |
| a) On Freehold Land  |                   | 0   | 0                         | 0                          | 0                               | 0                               | 0                           | 0                            | 0                             | 0                        | 0                          | 0                           |
| b) On Leasehold Land   | 10                | 727,232,562                                 | 9,691,393                 | 0                          | 736,923,955                     | 233,252,700                     | 49,397,986                  | 543,212                      | 0                             | 283,193,898              | 453,730,056                | 493,979,861                 |
| c) Ownership Flats/ Premises   |                   | 0   | 0                         | 0                          | 0                               | 0                               | 0                           | 0                            | 0                             | 0                        | 0                          | 0                           |
| d) Superstructures on Land not belonging to Educational Institutions |                   | 0   | 0                         | 0                          | 0                               | 0                               | 0                           | 0                            | 0                             | 0                        | 0                          | 0                           |
| III. Plants, machinery & equipment                                   | 15                | 55,617,879                                  | 2,940,337                 | 0                          | 58,558,216                      | 25,455,605                      | 4,524,341                   | 260,642                      | 0                             | 30,240,588               | 28,317,627                 | 30,162,274                  |
| IV. Furniture & fixtures   | 10                | 69,239,390                                  | 28,103,403                | 0                          | 97,342,793                      | 25,177,192                      | 4,406,220                   | 1,851,019                    | 0                             | 31,434,431               | 65,908,362                 | 44,062,198                  |
| V. Office Equipment  | 15                | 2,743,340                                   | 248,879                   | 0                          | 2,992,219                       | 1,421,798                       | 198,231                     | 34,692                       | 0                             | 1,654,721                | 1,337,498                  | 1,321,542                   |
| VI. Computer/peripherals   | 40                | 48,482,760                                  | 13,768,869                | 0                          | 62,251,629                      | 38,381,250                      | 4,040,604                   | 3,270,018                    | 0                             | 45,691,872               | 16,559,757                 | 10,101,510                  |
| VII. Electric Installations  | 15                | 23,139,792                                  | 4,018,050                 | 0                          | 27,157,842                      | 9,870,781                       | 1,990,352                   | 446,472                      | 0                             | 12,307,604               | 14,850,238                 | 13,269,011                  |
| VIII. Library books  | 40                | 20,074,315                                  | 3,894,266                 | 0                          | 23,968,581                      | 16,239,375                      | 1,533,976                   | 1,131,769                    | 0                             | 18,905,120               | 5,063,461                  | 3,834,940                   |
| IX. Tube wells & water supply  |                   | 0   | 0                         | 0                          | 0                               | 0                               | 0                           | 0                            | 0                             | 0                        | 0                          | 0                           |
| XI. Lab Equipment  | 15                | 75,785,493                                  | 16,244,988                | 0                          | 92,030,481                      | 26,729,256                      | 7,358,436                   | 1,684,137                    | 0                             | 35,771,828               | 56,258,653                 | 49,056,237                  |
| XII. Sports Equipment  | 15                | 2,100,324                                   | 855,723                   | 0                          | 2,956,047                       | 1,023,813                       | 161,477                     | 64,179                       | 0                             | 1,249,468                | 1,706,579                  | 1,076,511                   |
| XIV. Vehicles  | 15                | 35,004,253                                  | 212,000                   | 0                          | 35,216,253                      | 8,295,591                       | 4,006,299                   | 31,800                       | 0                             | 12,333,690               | 22,882,563                 | 26,708,662                  |
| XVII. University equipment   | 15                | 17,297,558                                  | 1,635,347                 | 0                          | 18,932,905                      | 6,861,794                       | 1,565,365                   | 142,384                      | 0                             | 8,569,543                | 10,363,362                 | 10,435,764                  |
| XVIII. Research & Development Equipment                              |                   |   |                           |                            |                                 |                                 |                             |                              |                               |                          |                            |                             |
| a) Computer Equipment  | 40                | 7,130,084                                   | 6,552,899                 | 0                          | 13,682,983                      | 6,775,700                       | 141,753                     | 1,360,068                    | 0                             | 8,277,522                | 5,405,461                  | 354,384                     |
| b) Computer Software   | 40                | 3,362,030                                   | 0                         | 0                          | 3,362,030                       | 2,915,155                       | 178,750                     | 0                            | 0                             | 3,093,905                | 268,125                    | 446,875                     |
| c) Lab Equipment   | 15                | 39,045,158                                  | 1,732,031                 | 0                          | 40,777,189                      | 15,425,449                      | 3,542,956                   | 259,805                      | 0                             | 19,228,210               | 21,548,979                 | 23,619,709                  |
| d) Library Books   | 40                | 1,196,022                                   | 0                         | 0                          | 1,196,022                       | 1,180,275                       | 6,299                       | 0                            | 0                             | 1,186,574                | 9,448                      | 15,747                      |
| e) Solar Vehicle   | 15                | 92,702                                      | 0                         | 0                          | 92,702                          | 46,323                          | 6,957                       | 0                            | 0                             | 53,280                   | 39,422                     | 46,379                      |
| f) Vignan Viranchi Electric vehicle                                  | 15                | 115,130                                     | 0                         | 0                          | 115,130                         | 59,539                          | 8,339                       | 0                            | 0                             | 67,877                   | 47,253                     | 55,591                      |
| g) Green House Project   | 10                | 353,266                                     | 0                         | 0                          | 353,266                         | 81,428                          | 27,184                      | 0                            | 0                             | 244,655                  | 271,838                    |                             |
| h) Animal House Project  | 15                | 1,593,230                                   | 130,898                   | 0                          | 1,724,128                       | 222,142                         | 205,663                     | 17,274                       | 0                             | 445,079                  | 279,049                    | 1,371,088                   |
| i) Bio-Gas Project   | 15                | 68,685                                      | 0                         | 0                          | 68,685                          | 17,836                          | 7,627                       | 0                            | 0                             | 25,464                   | 43,221                     | 50,849                      |
| j) Herbal Gardens  | 15                | 531,228                                     | 95,206                    | 0                          | 626,434                         | 116,262                         | 62,245                      | 7,140                        | 0                             | 185,644                  | 440,787                    | 414,966                     |
| k) Lab Equipment   | 15                | 747,530                                     | 0                         | 0                          | 747,530                         | 138,231                         | 91,395                      | 0                            | 0                             | 429,626                  | 517,904                    | 609,299                     |
| l) Bio Gas Plant   | 15                | 4,142,948                                   | 653,812                   | 0                          | 4,796,760                       | 566,659                         | 536,443                     | 50,112                       | 0                             | 1,153,214                | 3,643,546                  | 3,576,289                   |
| m) Student Project   | 15                | 272,985                                     | 0                         | 0                          | 272,985                         | 74,932                          | 29,708                      | 0                            | 0                             | 104,640                  | 168,345                    | 198,053                     |
| XVIV Computer Software   | 40                | 9,590,352                                   | 3,913,029                 | 0                          | 13,503,381                      | 5,671,836                       | 1,567,406                   | 1,045,944                    | 0                             | 8,285,187                | 5,218,194                  | 3,918,516                   |
| A. Total of CURRENT YEAR   |                   | 1,204,185,334                               | 106,660,183               | 0                          | 1,310,845,517                   | 426,000,922                     | 85,596,012                  | 12,200,667                   | 0                             | 523,797,601              | 787,047,916                | 778,184,412                 |
| PREVIOUS YEAR  |                   | 1,172,840                                   | 1,172,840                 | 0                          | 1,172,840                       | 0                               | 0                           | 0                            | 0                             | 0                        | 1,172,840                  | 857,830                     |
| XII. Capital Work-in-Progress  |                   | 0   | 171,964,921               | 0                          | 171,964,921                     | 0                               | 0                           | 0                            | 0                             | 0                        | 171,964,921                | 169,315,010                 |
| TRANSFER TO ASSETS   |                   | 0   | 9,691,393                 | 0                          | 9,691,393                       | 0                               | 0                           | 0                            | 0                             | 0                        | 9,691,393                  | 169,000,000                 |
| B. NET WORK-IN-PROGRESS  |                   | 1,172,840                                   | 163,446,368               | 0                          | 163,446,368                     | 0                               | 0                           | 0                            | 0                             | 0                        | 163,446,369                | 1,172,840                   |
| TOTAL (A+B)  |                   | 1,205,358,174                               | 270,106,551               | 0                          | 1,474,291,885                   | 426,000,922                     | 85,596,012                  | 12,200,667                   | 0                             | 523,797,601              | 950,494,284                | 779,357,252                 |

VIGNAN'S FOUNDATION FOR SCIENCE, TECHNOLOGY AND RESEARCH  
VADLAMUDI

SCHEDULE 7 - INVESTMENTS

| Particulars                                      | As at 31.03.2020 | As at 31.03.2019 |
|--|------------------|------------------|
| <b>Long Term Investments</b>                     |                  |                  |
| a) Others (specify)                              |                  |                  |
| Total  | -                | -                |
| <b>Short Term Investments</b>                    |                  |                  |
| a) SBI OVERNIGHT REG FUND                        | -                | -                |
| b) SBI EQUITY HYBRID FUND                        | -                | -                |
| c) RELIANCE MONEY MANAGER FUND                   | -                | -                |
| e) RELIANCE BALANCED ADVANTAGE FUND              | -                | 106,51,129       |
| f) SBI BLUE CHIP FUND - REG PLAN - GROWTH        | -                | 200,00,000       |
| g) SBI MAGNAM MULTI CAP FUND - REG PLAN - GROWTH | -                | 94,29,000        |
| h) SBI SAVINGS FUND REG PLAN - GROWTH            | -                | 200,00,000       |
| Total  | -                | 123,38,789       |
|  | -                | 724,18,918       |



VIGNAN'S FOUNDATION FOR SCIENCE, TECHNOLOGY AND RESEARCH  
VADLAMUDI

SCHEDULE 8 - CURRENT ASSETS

| Particulars  | As at 31.03.2020   | As at 31.03.2019   |
|--|--------------------|--------------------|
| 1. Stock:  |                    |                    |
| a) Stores and Spares   |                    |                    |
| b) Loose Tools   | -                  | -                  |
| c) Publications  | -                  | -                  |
| d) Unifroms  | -                  | -                  |
| 2. Sundry Debtors (Fee Receivables):   |                    |                    |
| a) Outstanding for a period<br>exceeding six months  | -                  | -                  |
| b) Others  | -                  | -                  |
| 3. Cash Balances in hand<br>(including cheques/ drafts and imprest)                            | 31,129             | 43,545             |
| 4. Bank Balances<br>(to be further classified as pertaining to earmarked fund or<br>otherwise) |                    |                    |
| a) With Scheduled Banks:   |                    |                    |
| In Current Accounts  | 495,54,042         | 285,05,885         |
| In Term Deposit Accounts   | 1435,57,940        | 2135,21,284        |
| In Savings Accounts  | 269,63,051         | 211,10,452         |
| b) With Non-Scheduled Banks:   |                    |                    |
| In Current Accounts  | -                  | -                  |
| In term deposit Accounts   | -                  | -                  |
| In Savings Accounts  | -                  | -                  |
| 5. Post Office- Savings Accounts   | -                  | -                  |
| <b>TOTAL</b>   | <b>2201,06,162</b> | <b>2631,81,166</b> |



VIGNAN'S FOUNDATION FOR SCIENCE, TECHNOLOGY AND RESEARCH  
VADLAMUDI

**SCHEDULE 9 - LOANS, ADVANCES & DEPOSITS**

| Particulars   | As at 31.03.2020  | As at 31.03.2019  |
|---|-------------------|-------------------|
| 1. Advances to Employees:   |                   |                   |
| (Non-interest bearing)  |                   |                   |
| a) Salary   | 78,500            | 5,22,831          |
| b) Festival   | -                 | -                 |
| c) LTC  | -                 | -                 |
| d) Medical Advance  | -                 | -                 |
| e) Other (Advances for Expenditure)   | 4,95,926          | 6,38,063          |
| 2. Long Term Advances to Employees:   |                   |                   |
| (Interest bearing)  |                   |                   |
| a) Vehicle loan   | -                 | -                 |
| b) Home loan  | -                 | -                 |
| c) Others (to be specified)   | -                 | -                 |
| 3. Advances and other amounts recoverable in cash or in kind or for value to be received: |                   |                   |
| a) On Capital Account   | 274,36,354        | 251,61,619        |
| b) to suppliers   | 25,05,231         | 154,21,921        |
| c) Service providers  | 1,41,263          | 8,08,948          |
| 4. Prepaid Expenses   |                   |                   |
| a) Insurance  | 14,29,480         | 6,82,598          |
| b) Internet   | 2,49,041          | 6,99,041          |
| c) Others   | 68,39,548         | 61,73,872         |
| 5. Deposits   |                   |                   |
| a) Telephone  | 51,239            | 51,239            |
| b) Lease Rent   | 2,21,000          | 3,31,000          |
| c) Electricity  | 20,69,110         | 20,26,750         |
| d) MCI, if applicable   | -                 | -                 |
| e) Security deposit   | 750               | 750               |
| f) Gas deposit  | 6,800             | 6,800             |
| g) AP Food Processing Society   | 50,000            | 50,000            |
| h) Earnest Money (AP Food Technology Lab)   | 5,00,000          | -                 |
| 6. Income Accrued   |                   |                   |
| a) On Inv. Earmarked/Endowment Funds  | -                 | -                 |
| b) On Investments-Others  | -                 | -                 |
| c) On Loans and Advances  | -                 | -                 |
| d) Fee receivable   | 391,86,197        | 177,86,196        |
| 7. Other receivable   |                   |                   |
| a) Debit balances in Sponsored Projects   | -                 | -                 |
| b) Debit balances in Fellowship & Scholarship   | -                 | -                 |
| c) Grants Recoverable   | -                 | -                 |
| d) TDS Receivables  | 31,26,477         | 39,85,228         |
| e) TCS Receivables  | 3,60,326          | 3,60,326          |
| f) Others   | -                 | -                 |
| 8. Claims Receivable  | -                 | -                 |
| <b>TOTAL</b>  | <b>847,47,242</b> | <b>747,07,182</b> |



VIGNAN'S FOUNDATION FOR SCIENCE, TECHNOLOGY AND RESEARCH  
VADLAMUDI

SCHEDULE 10 - ACADEMIC RECEIPTS

| Particulars   | As at 31.03.2020    | As at 31.03.2019    |
|---|---------------------|---------------------|
| <b>FEE FROM STUDENTS</b>                              |                     |                     |
| <b>Academic</b>                                       |                     |                     |
| 1. Tuition Fee  | 9597,39,868         | 8685,76,439         |
| 2. Admission Fee                                      | 397,55,000          | 376,03,710          |
| 3. Campus Recruitment Training Fee                    | -                   | -                   |
| <b>Total (A)</b>                                      | <b>9994,94,868</b>  | <b>9061,80,149</b>  |
| <b>Examinations</b>                                   |                     |                     |
| 1. Admission-test Fee                                 | 64,96,556           | 98,07,289           |
| 2. Annual Examination Fee                             | 353,47,176          | 349,33,304          |
| 3. Mark Sheet, Certificate Fee                        | 44,64,000           | 25,85,500           |
| <b>Total (B)</b>                                      | <b>463,07,732</b>   | <b>473,26,093</b>   |
| <b>Other fees</b>                                     |                     |                     |
| 1. Identity Card Fee                                  | 1,45,375            | 1,48,927            |
| 2. Fine/Miscellaneous Fee                             | 55,07,105           | 80,09,657           |
| 3. Medical Fee  | -                   | -                   |
| 4. Transportation Fee                                 | 383,05,500          | 419,84,197          |
| 5. Other Receipts                                     |                     |                     |
| i) Non Govt Research Grants                           | 89,25,300           | 67,23,300           |
| ii) Consultancy Receipts                              | 130,65,550          | 116,42,820          |
| iii) Receipts from non govt bodies for infrastructure | 75,00,000           | 90,00,000           |
| iv) Receipts from Alumni Contribution                 | 37,85,000           | 22,65,000           |
| <b>Total (C)</b>                                      | <b>772,33,830</b>   | <b>797,73,901</b>   |
| <b>Sale of Publications</b>                           |                     |                     |
| 1. Sale of Syllabus and Question Paper, etc.          | -                   | -                   |
| 2. Sale of Prospectus including Admission Forms       | -                   | -                   |
| <b>Total (D)</b>                                      | <b>-</b>            | <b>-</b>            |
| <b>GRAND TOTAL (A+B+C+D)</b>                          | <b>11230,36,430</b> | <b>10332,80,143</b> |



VIGNAN'S FOUNDATION FOR SCIENCE, TECHNOLOGY AND RESEARCH  
VADLAMUDI

**SCHEDULE 11 - GRANTS & DONATIONS (Irrevocable Grants & Subsidies Received)**

| Particulars                    | As at 31.03.2020 | As at 31.03.2019 |
|--------------------------------|------------------|------------------|
| 1) Central Government          | -                | -                |
| 2) State Government(s)         | -                | -                |
| 3) Government Agencies         | -                | -                |
| 4) Institutions/Welfare Bodies | -                | -                |
| 5) International Organisations | -                | -                |
| 6) Others (Specify)            | -                | -                |
| <b>TOTAL</b>                   | -                | -                |

**SCHEDULE 12 - INCOME FROM INVESTMENTS**

| Particulars                       | As at 31.03.2020 | As at 31.03.2019 |
|-----------------------------------|------------------|------------------|
| 1) Capital Gain on MF Investments | 55,51,715        | 12,35,299        |
| 2) Others (specify)               | -                | -                |
| <b>TOTAL</b>                      | <b>55,51,715</b> | <b>12,35,299</b> |

**SCHEDULE 13 - OTHER INCOME**

| Particulars  | As at 31.03.2020 | As at 31.03.2019  |
|--|------------------|-------------------|
| <b>A. Income from Land &amp; Building</b>                              |                  |                   |
| 1. Hostel Room Rent  | -                | -                 |
| 2. License Fee   | -                | -                 |
| 3. Hire Charges of Auditorium/Play Ground/<br>Convention Centre, etc., | -                | -                 |
| 4. Electricity & Water Charges   | -                | -                 |
| <b>Total</b>   | -                | -                 |
| <b>B. Sale of Institute's publications</b>                             | -                | -                 |
| <b>C. Income from holding events</b>                                   |                  |                   |
| 1. Gross Receipts from Annual Function/Sports Carnival                 | -                | -                 |
| Less: Direct Exp. on the Annual Function/Sports Carnival               | -                | -                 |
| 2. Gross Receipts from Fetes   | -                | -                 |
| Less: Direct Expenditure incurred on the Fetes                         | -                | -                 |
| 3. Gross Receipts for Educational Tours                                | -                | -                 |
| Less: Direct Expenditure incurred on the Tours                         | -                | -                 |
| 4. Others (to be specified and separately disclosed)                   | -                | -                 |
| <b>Total</b>   | -                | -                 |
| <b>D. Interest on Term Deposits:</b>                                   |                  |                   |
| a) With Scheduled Banks (FDRs)   | 97,54,098        | 112,66,862        |
| b) With Non-Scheduled Banks  | -                | -                 |
| c) With Institutions   | -                | -                 |
| d) Others  | -                | -                 |
| <b>Total</b>   | <b>97,54,098</b> | <b>112,66,862</b> |
| <b>E. Interest on Savings Accounts:</b>                                |                  |                   |



| Particulars  | As at 31.03.2020  | As at 31.03.2019  |
|--|-------------------|-------------------|
| a) With Scheduled Banks                                | 27,51,643         | 44,54,952         |
| b) With Non-Scheduled Banks                            | -                 | -                 |
| c) With Institutions                                   | -                 | -                 |
| d) Others  | -                 | -                 |
| <b>Total</b>   | <b>27,51,643</b>  | <b>44,54,952</b>  |
| <b>F. Interest On Loans:</b>                           |                   |                   |
| a) Employees/Staff                                     | -                 | -                 |
| b) Others  | -                 | -                 |
| <b>Total</b>   | <b>-</b>          | <b>-</b>          |
| <b>G. Interest on Debtors and Other Receivables</b>    | -                 | -                 |
| <b>H. Others</b>                                       |                   |                   |
| 1. RTI Fee   | -                 | -                 |
| 2. Income from Royalty                                 | -                 | -                 |
| 3. Sale of Application Forms (Recruitment)             | -                 | -                 |
| 4. Application Fee                                     | -                 | -                 |
| 5. Profit on Sale/Disposal of Assets:                  |                   |                   |
| a) Owned Assets  | -                 | -                 |
| b) Assets acquired out of Grants/received Free of Cost | -                 | -                 |
| 6. Others  | -                 | -                 |
| 7. Prior Period Adjustments                            | -                 | -                 |
| <b>Total</b>   | <b>-</b>          | <b>-</b>          |
| <b>GRAND TOTAL (A+B+C+D+E+F+G+H)</b>                   | <b>125,05,741</b> | <b>157,21,815</b> |



**VIGNAN'S FOUNDATION FOR SCIENCE, TECHNOLOGY AND RESEARCH**  
**VADLAMUDI**

**SCHEDULE 14 - STAFF PAYMENTS & BENEFITS**

| Particulars                       | As at 31.03.2020   | As at 31.03.2019   |
|-----------------------------------|--------------------|--------------------|
| a) Salaries and Wages             |                    |                    |
| Teaching Staff                    | 223,236,349        | 221,979,575        |
| Non-Teaching Staff                | 73,879,823         | 61,523,749         |
| b) Incentives                     | 3,399,596          | 29,678,403         |
| c) Contribution to Provident Fund | 8,529,303          | 7,467,023          |
| d) Staff Welfare Expenses         | 10,457,439         | 3,731,426          |
| e) Faculty Development            | 3,703,337          | 6,139,662          |
| f) Staff Recruitment expenses     | 386,730            | 607,476            |
| g) Contribution to ESI            | 823,246            | 990,898            |
| <b>TOTAL</b>                      | <b>324,415,823</b> | <b>332,118,212</b> |

**SCHEDULE 15- ACADEMIC EXPENSES**

| Particulars                            | As at 31.03.2020   | As at 31.03.2019   |
|--|--------------------|--------------------|
| a) Laboratory Expenses                 | 3,840,039          | 1,585,479          |
| b) Field Work/Participation            | 667,064            | 824,825            |
| c) Seminar/Workshop                    | 4,757,464          | 2,209,221          |
| d) Payment to Visiting Faculty         | 4,851,719          | 4,629,234          |
| e) Seed Money                          | 22,360,000         | 21,660,000         |
| f) Examination Expenses                | 16,341,085         | 14,851,872         |
| g) Student Welfare Expenses            | 5,903,792          | 4,417,293          |
| h) Admission Expenses                  | 22,610,240         | 26,487,658         |
| i) Convocation Expenses                | 5,014,876          | 4,163,352          |
| j) Publications                        | 200,852            | 32,450             |
| k) Stipend/Means-cum-Merit Scholarship | 1,440,750          | 1,628,000          |
| l) Academic Scholarships               | 164,330,750        | 149,945,150        |
| m) Training & Placement Expenses       | 10,897,534         | 10,752,483         |
| <b>TOTAL</b>                           | <b>263,216,164</b> | <b>243,187,017</b> |





VIGNAN'S FOUNDATION FOR SCIENCE, TECHNOLOGY AND RESEARCH  
VADLAMUDI

SCHEDULE 16 - ADMINISTRATIVE AND GENERAL EXPENSES

| Particulars                          | As at 31.03.2020   | As at 31.03.2019   |
|--------------------------------------|--------------------|--------------------|
| a) Electricity and Power             | 21,871,084         | 20,193,203         |
| b) Rates, Taxes and Licences         | 5,203,087          | 3,608,805          |
| c) Postage & Telegram                | 1,164,405          | 987,275            |
| d) Telephone and Internet Charges    | 1,104,343          | 1,100,264          |
| e) Printing and Stationary           | 3,818,452          | 3,157,604          |
| f) Traveling and Conveyance Expenses | 3,145,528          | 4,198,285          |
| g) Expenses on Seminar/Workshops     | 190,223            | 1,059,296          |
| h) Rent                              | 1,963,764          | 2,568,129          |
| i) Auditors Remuneration             | 566,400            | 566,400            |
| j) Advertisement and Publicity       | 37,039,208         | 42,335,681         |
| k) Magazines & Journals              | 612,757            | 671,204            |
| l) Miscellaneous Expenses            | 300,552            | 215,319            |
| m) Functions & Celebrations          | 12,593,889         | 11,394,484         |
| n) Research & Development            | 78,269,142         | 73,289,130         |
| o) Expenditure on e- Journals        | 7,564,930          | 6,711,821          |
| p) Security Charges                  | 4,943,325          | 4,684,014          |
| q) Meeting Expenses                  | 1,633,967          | 1,610,247          |
| r) Social Commitment Expenses        | 1,316,121          | 2,759,981          |
| s) Legal charges                     | -                  | -                  |
| t) Prior period adjustments          | -                  | -                  |
| <b>TOTAL</b>                         | <b>183,301,177</b> | <b>181,111,142</b> |

SCHEDULE 17 - TRANSPORTATION EXPENSES

| Particulars  | As at 31.03.2020  | As at 31.03.2019  |
|--|-------------------|-------------------|
| 1. Vehicles (Owned by Educational Institution)     |                   |                   |
| a) Running Expenses                                | 12,774,465        | 12,496,712        |
| b) Repairs & Maintenance                           | 2,338,552         | 3,529,754         |
| c) Insurance Expenses                              | 2,384,725         | 1,693,678         |
| 2. Vehicles (Not-owned by Educational Institution) |                   |                   |
| a) Running, Repairs & Maintenance Expenses         | 1,306,317         | 1,077,586         |
| <b>TOTAL</b>                                       | <b>18,804,059</b> | <b>18,797,730</b> |



VIGNAN'S FOUNDATION FOR SCIENCE, TECHNOLOGY AND RESEARCH  
VADLAMUDI

**SCHEDULE 18 - REPAIRS & MAINTENANCE**

| Particulars                                   | As at 31.03.2020  | As at 31.03.2019  |
|---|-------------------|-------------------|
| a) Building                                   | 22,05,674         | 25,60,011         |
| b) Fixtures                                   | 4,20,200          | 2,14,489          |
| c) Plant & Machinery                          | 14,11,944         | 9,93,790          |
| d) Office/Sports/ Equipments                  | 11,17,141         | 17,16,122         |
| e) Computer Maintenance (including Softwares) | 12,84,698         | 9,44,678          |
| f) University Maintenance                     | 46,27,898         | 43,88,966         |
| g) Electrical Maintenance                     | 10,56,574         | 20,51,851         |
| i) Green Initiative Expenses                  | 26,51,922         | 1,83,400          |
| <b>TOTAL</b>                                  | <b>147,76,051</b> | <b>130,53,307</b> |

**SCHEDULE 19 - FINANCE COSTS**

| Particulars                  | As at 31.03.2020  | As at 31.03.2019  |
|------------------------------|-------------------|-------------------|
| a) Interest on Car loan      | 15,212            | 76,336            |
| b) Interest on SOD Loan      | 9,35,781          | 7,72,380          |
| c) Interest on term loan     | 87,37,541         | 200,42,338        |
| d) Interest on Deposit Loans | -                 | -                 |
| e) Bank charges              | 6,23,465          | 3,55,383          |
| <b>TOTAL</b>                 | <b>103,11,999</b> | <b>212,46,438</b> |

**SCHEDULE 20 - DEPRECIATION**

| Particulars  | As at 31.03.2020  | As at 31.03.2019  |
|--------------|-------------------|-------------------|
| Depreciation | 977,96,679        | 858,51,376        |
| <b>TOTAL</b> | <b>977,96,679</b> | <b>858,51,376</b> |

